

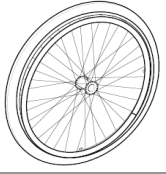

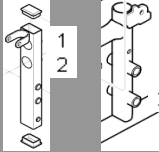
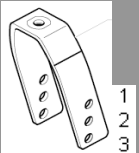


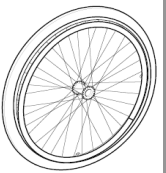

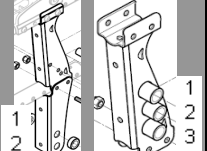
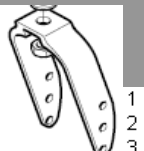


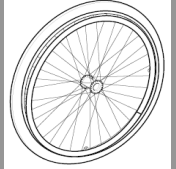
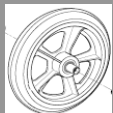
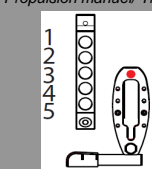
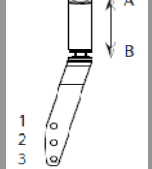


Invacare® Action 1 NG



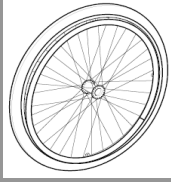

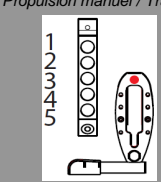
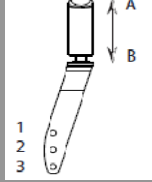
Hauteur d'assise	Angle d'assise	Taille roues arrière	Taille roues avant	Position roues arrière	Position roues avant
				Transit / Propulsion manuel 	
500 mm	3°	24"	8"	2	3
	3°	12"	8"	2	3
450 mm	3°	24"	8"	1	1
	3°	12"	8"	1	1

Invacare® Action 2 NG

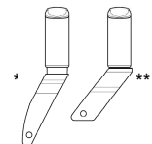
Hauteur d'assise	Angle d'assise	Taille roues arrière	Taille roues avant	Position roues arrière	Position roues avant
				Transit / Propulsion manuel 	
510 mm	3°	24"	8"	3	3
	3°	12"	8"	2	3
485 mm	3°	24"	8"	2	2
	3°	24"	6"	2	3
	3°	12"	8"	1	2
	3°	12"	6"	1	3
460 mm	3°	24"	6"	1	2

Hauteur d'assise	Angle d'assise	Taille roues arrière	Taille roues avant	Position roues arrière	Position roues avant
				 Propulsion manuel/ Transit	
510 mm	3°	24"	8"	5	B3
	3°	12"	8"	3	B3
	6°	24"	8"	4	B3
	6°	22"	8"	5	B3
	6°	12"	8"	2	B3
485 mm	0°	24"	8"	5	A3 / B2
	0°	24"	6"	5	B3
	0°	12"	8"	3	A3 / B2
	3°	24"	8"	4	A3 / B2
	3°	24"	6"	4	B3
	3°	22"	8"	5	A3 / B2
	3°	22"	6"	5	B3
	3°	12"	8"	2	A3 / B2
	6°	24"	8"	3	A3 / B2
	6°	24"	6"	3	B3
	6°	22"	8"	4	A3 / B2
	6°	22"	6"	4	B3
460 mm	0°	24"	8"	4	A2 / B1
	0°	24"	6"	4	A3 / B2
	0°	22"	8"	5	A2 / B1
	0°	22"	6"	5	A3 / B2
	0°	12"	8"	2	A2 / B1
	3°	24"	8"	3	A2 / B1
	3°	24"	6"	3	A3 / B2
	3°	22"	8"	4	A2 / B1
	3°	22"	6"	4	A3 / B2
	3°	12"	8"	1	A2 / B1
	6°	24"	8"	2	A2 / B1
	6°	24"	6"	2	A3 / B2
	6°	22"	8"	3	A2 / B1
	6°	22"	6"	3	A3 / B2
435 mm	0°	24"	6"	3	A2 / B1
	0°	22"	6"	4	A2 / B1
	3°	24"	6"	2	A2 / B1
	3°	22"	6"	3	A2 / B1
	6°	24"	6"	1	A2 / B1
	6°	22"	6"	2	A2 / B1



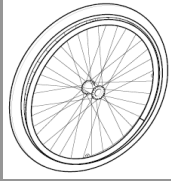

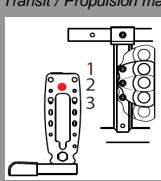
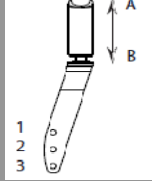
Invacare® Action 3 NG



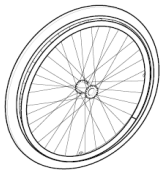
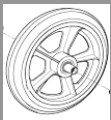
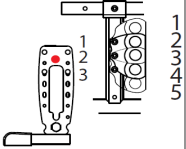
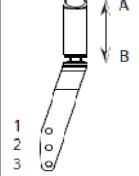
Hauteur d'assise	Angle d'assise	Taille roues arrière	Taille roues avant	Position roues arrière	Position roues avant
				Propulsion manuel / Transit 	
410 mm	0°	24"	6"	2	A1
	0°	22"	6"	3	A1
	3°	24"	6"	1	A1
	3°	22"	6"	2	A1
	6°	22"	6"	1	A1
385 mm	0°	24"	5"	1	A1 *
	0°	22"	5"	2	A1 *
	0°	20"	5"	3	A1 *
	3°	22"	5"	1	A1 *
	3°	20"	5"	2	A1 *
360 mm	0°	20"	5"	1	A1 **

Par défaut les fauteuils sont livrés avec une pente d'assise de 3° en sortie de production (sauf vers on Commande Unilatérale).

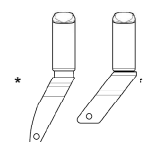


Invacare® Action 4 NG



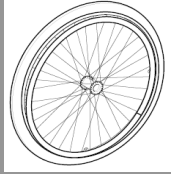

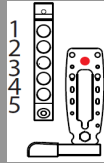
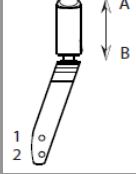
Hauteur d'assise	Angle d'assise	Taille roues arrière	Taille roues avant	Position roues arrière	Position roues avant
				Transit / Propulsion manuel 	
510 mm	3°	24"	8"	5	B3
	3°	12"	8"	3	B3
	6°	24"	8"	4	B3
	6°	22"	8"	5	B3
	6°	12"	8"	2	B3
485 mm	0°	24"	8"	5	A3 / B2
	0°	24"	6"	5	B3
	0°	12"	8"	3	A3 / B2
	3°	24"	8"	4	A3 / B2
	3°	24"	6"	4	B3
	3°	22"	8"	5	A3 / B2
	3°	22"	6"	5	B3
	3°	12"	8"	1	A3 / B2

Hauteur d'assise	Angle d'assise	Taille roues arrière	Taille roues avant	Position roues arrière	Position roues avant
				Transit / Propulsion manuel 	
485 mm	6°	24"	8"	3	A3 / B2
	6°	24"	6"	3	B3
	6°	22"	8"	4	A3 / B2
	6°	22"	6"	4	B3
	6°	12"	8"	2	A3 / B2
460 mm	0°	24"	8"	4	A2 / B1
	0°	24"	6"	4	A3 / B2
	0°	22"	8"	5	A2 / B1
	0°	22"	6"	5	A3 / B2
	0°	12"	8"	2	A2 / B1
	3°	24"	8"	3	A2 / B1
	3°	24"	6"	3	A3 / B2
	3°	22"	8"	4	A2 / B1
	3°	22"	6"	4	A3 / B2
	3°	12"	8"	1	A2 / B1
	6°	24"	8"	2	A2 / B1
	6°	24"	6"	2	A3 / B2
	6°	22"	8"	3	A2 / B1
	6°	22"	6"	3	A3 / B2
435 mm	0°	24"	6"	3	A2 / B1
	0°	22"	6"	4	A2 / B1
	0°	12"	6"	1	A2 / B1
	3°	24"	6"	2	A2 / B1
	3°	22"	6"	3	A2 / B1
	6°	24"	6"	1	A2 / B1
	6°	22"	6"	2	A2 / B1
410 mm	0°	24"	6"	2	A1
	0°	22"	6"	3	A1
	3°	24"	6"	1	A1
	3°	22"	6"	2	A1
	6°	22"	6"	1	A1
385 mm	0°	24"	5"	1	A1 *
	0°	22"	5"	2	A1 *
	0°	20"	5"	3	A1 *
	3°	22"	5"	1	A1 *
	3°	20"	5"	2	A1 *
360 mm	0°	20"	5"	1	A1 **

Par défaut les fauteuils sont livrés avec une pente d'assise de 3° en sortie de production (sauf version Commande Unilatérale).



Invacare® Action 3 Junior

Hauteur d'assise	Angle d'assise	Taille roues arrière	Taille roues avant	Position roues arrière	Position roues avant
				<i>Transit / Propulsion manuel</i> 	
460 mm	1,5°	22"	5"	5	B2
	1,5°	12"	5"	4	B2
	5°	22"	5"	4	B2
	5°	20"	5"	5	B2
	5°	12"	5"	5	B2
	8,5°	22"	5"	3	B2
	8,5°	20"	5"	4	B2
435 mm	1,5°	22"	5"	4	A2 / B1
	1,5°	20"	5"	5	A2 / B1
	1,5°	12"	5"	3	A2 / B1
	5°	22"	5"	3	A2 / B1
	5°	20"	5"	4	A2 / B1
	5°	12"	5"	4	A2 / B1
	8,5°	22"	5"	2	A2 / B1
	8,5°	20"	5"	3	A2 / B1
	8,5°	12"	5"	5	A2 / B1
410 mm	1,5°	22"	5"	3	A1
	1,5°	20"	5"	4	A1
	1,5°	12"	5"	2	A1
	5°	22"	5"	2	A1
	5°	20"	5"	3	A1
	5°	12"	5"	3	A1
	8,5°	22"	5"	1	A1
	8,5°	20"	5"	2	A1
	8,5°	12"	5"	4	A1